



0210711412

REGIONE AUTONOMA DELLA SARDEGNA
ASSESSORATO DELLA DIFESA DELL'AMBIENTE

ISPETTORATO RIPARTIMENTALE DELLE FORESTE
NUORO

COMUNE DI

VINCOLO PER SCOPI IDROGEOLOGICI

a norma dell'articolo 1 del R.D.L. 30 dicembre 1923, n. 3267

ESTRATTO CATASTALE

dei terreni soggetti a vincolo idrogeologico.

IL COMPILATORE

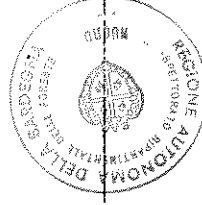
Visto:

IL CAPO DELL'ISPETTORATO RIPARTIMENTALE

| Comparto | | ESTREMI CATASTALI | | | | Superf. | | Superfic. | |
|----------|----------|-------------------|-------|------|---------|-----------|--------|-----------|--------|
| N° | Costruz. | Pg. | Mapp. | Sub. | Sup/mq. | edificab. | mq. | edificata | mq. |
| | | | | | | | | | |
| 1 | 1 bis | 12 | 35 | f | 910 | 110 | 110 | 110 | 110 |
| | 1 | " | " | b | 960 | 110 | 110 | 110 | 110 |
| | 2-3 | " | " | c-d | 1.840 | 110 | 110 | 87 | 87 |
| | 4 | 12 | 35 | e | 1.090 | 110 | 110 | 120 | 120 |
| | 5 | 9 | 82 | b | 1.040 | 110 | 110 | 110 | 110 |
| | 6 | 9 | 82 | c | 1.117 | 110 | 110 | 113 | 113 |
| | 7 | " | " | d | 1.070 | 110 | 110 | 181 | 181 |
| | 8 | " | " | e | 1.110 | 110 | 110 | 110 | 110 |
| | 9 | " | " | f | 1.100 | 110 | 110 | 92 | 92 |
| | 10 | " | " | g | 1.060 | 110 | 110 | 110 | 110 |
| | 11 | " | " | h | 1.020 | 110 | 110 | 112 | 112 |
| | 12 | " | " | i | 970 | 110 | 110 | 110 | 110 |
| | 13-14 | " | " | l | 1.490 | 110 | 110 | 92 | 92 |
| Totale | | | | | 14.777 | 1.430 | 14.307 | 14.577 | 14.577 |

| | | | | | | | | | |
|--------|-------|---|----|-------|-------|-----|-----|-----|-----|
| 2 | 15 | 9 | 82 | o | 1.060 | 110 | 110 | 198 | 198 |
| | 16 | " | " | p | 1.120 | 110 | 110 | - | - |
| | 17 | " | " | q-1/2 | 1.160 | 110 | 110 | 143 | 143 |
| | 18 | " | " | r-1/3 | 1.200 | 110 | 110 | 136 | 136 |
| | 19 | " | 81 | b | 1.200 | 110 | 110 | 110 | 110 |
| | 20 | " | 82 | s-1/4 | 1.200 | 110 | 110 | 117 | 117 |
| | 21 | " | 81 | c | 1.200 | 110 | 110 | 110 | 110 |
| | 22 | " | 82 | t-1/5 | 1.200 | 110 | 110 | 117 | 117 |
| | 23 | " | 81 | d | 1.200 | 110 | 110 | 117 | 117 |
| | 24 | " | 82 | u-1/6 | 700 | 110 | 110 | 110 | 110 |
| | 25-26 | " | 81 | e | 700 | 110 | 110 | 110 | 110 |
| Totale | | | | | 7.640 | 770 | 770 | 814 | 814 |

| | | | | | | | | | |
|--------|-------|---|----|--------------------------------------|-------|-----|-----|-----|-----|
| 3 | 22 | 9 | 82 | v-1/8 | 859 | 110 | 110 | 128 | 128 |
| | 23 | " | 81 | f | 920 | 110 | 110 | 108 | 108 |
| | 24 | " | 82 | z-1/9 | 667 | 110 | 110 | - | - |
| | 25-26 | " | " | a | 1.397 | 110 | 110 | 180 | 180 |
| | 27 | " | " | b | 1.397 | 110 | 110 | 180 | 180 |
| Totale | | | | | 3.843 | 440 | 440 | 416 | 416 |
| 4 | 27 | 9 | 82 | a ^d -1/11 | 762 | 110 | 110 | 135 | 135 |
| | 29-29 | " | 78 | b | 1.861 | 110 | 110 | 161 | 161 |
| | 30 | " | 82 | a ^e -a ^f -1/12 | 889 | 110 | 110 | 110 | 110 |
| | 31 | " | 78 | 1/13-c-d | 889 | 110 | 110 | 110 | 110 |
| | 32 | " | 82 | e | 889 | 110 | 110 | 110 | 110 |
| Totale | | | | | 3.512 | 330 | 330 | 436 | 436 |




./.

| ESTREMI CATASTALI | | | | Superf. | | Superfic. | |
|-------------------|----------|-----|----------|---------------------------|---------|-----------|-----------|
| Comparto | Costruz. | Pg. | Mapp. | Sub. | Sup/mq. | edificab. | edificata |
| N° | N° | | | | | mq. | mq. |
| 5 | 31 | 9 | 82 | a ^h | 2.020 | 110 | 188 |
| | 32 | " | " | a ⁱ | 1.090 | 110 | - |
| | 33 | " | 82 78 | a ^l -1/16 f | 998 | 110 | 175 |
| | 34 | " | 82 78 | a ^m -1/17 g | 950 | 110 | 110 |
| | 35 | " | 82 78 | a ⁿ -1/18 h | 1.137 | 110 | 90 |
| | 36 | " | 82 78 | A ^o -1/19 i | 1.077 | 110 | 112 |

| | | | | | | | |
|--------|----|----|---|--------|-------|-------|-----|
| 6 | 37 | 70 | 9 | b-1/3 | 800 | 110 | 171 |
| | 38 | 70 | " | c-1/4 | 860 | 110 | 110 |
| | 39 | 70 | " | d-1/5 | 910 | 110 | 157 |
| | 40 | 70 | " | e-1/16 | 1.044 | 110 | 125 |
| | 41 | 70 | " | f-1/7 | 1.066 | 110 | 140 |
| | 42 | 70 | " | g-1/8 | 1.300 | 110 | 125 |
| Totale | 43 | 70 | " | h-1/9 | 1.200 | 110 | 110 |
| | | | | | | 7.420 | 770 |


| | | | | | | | | |
|---|----|---|----|---|-----|-----|-------|-----|
| 7 | 44 | 9 | 70 | i | 800 | 110 | 110 | |
| | 45 | " | " | l | 800 | 110 | 116 | |
| | 46 | " | " | m | 800 | 110 | 110 | |
| | 47 | " | " | n | 800 | 110 | 128 | |
| | 48 | " | " | o | 800 | 110 | 172 | |
| | 49 | " | " | p | 800 | 110 | 116 | |
| | 50 | " | " | q | 800 | 110 | 137 | |
| | 51 | " | " | r | 800 | 110 | - | |
| | | | | | | | 339 | |
| | | | | | | | 6 400 | 880 |



./.

| Comparto | | Costruz. | | ESTREMI CATASTALI | | | Superf. | | Superfic. | |
|----------|-----------|----------|-----------|-------------------|----------|--------------------|---------|-------|-----------|-----------------------|
| N° | edificab. | N° | edificab. | Pg. | Mapp. | Sub. | Sup/mq. | mq. | edificab. | mq. |
| | | | | | | | | | | |
| 8 | | 52 | | 9 | 70 | s | 640 | 110 | | - |
| | | 53 | | " | " | t | 860 | 110 | | - |
| | | 54 | | " | " | u | 940 | 110 | | 74 |
| | | 55 | | " | " | v | 980 | 110 | | 68 |
| | | 56 | | " | " | z | 950 | 110. | | 110 |
| | | 57 | | " | " | a ^a | 890 | 110 | | 76 |
| | | 58 | | " | " | a ^b | 1.360 | 110 | | 169 |
| | | 59 | | " | " | a ^c | 970 | 110 | | 110 |
| | | 60 | | " | " | a ^d | 945 | 110 | | 99 |
| | | 61 | | " | " | a ^e | 1.200 | 110 | | 130 |
| Totale | | | | | | | 9.735 | 1.100 | | 836 |
| 9 | | 62 | | 9 | 70 | f ^f | 1.900 | 110 | | 125 |
| | | 63 | | " | " | a ^g | 1.690 | 110 | | 190 |
| | | 64 | | " | " | a ^h | 1.400 | 110 | | - |
| | | 65 | | " | " | a ⁱ | 1.050 | 110 | | 200 |
| | | 66 | | " | " | a ^l | 1.050 | 110. | | 180 |
| | | 67 | | " | " | a ^m | 1.050 | 110 | | 170 |
| Totale | | | | | | | 8.140 | 660 | | 865 |
| 10 | | 68 | | 9 | 62 | c | 984 | 110 | | 133 |
| | | 69 | | " | " | d | 1.050 | 110 | | 110 |
| | | 70 | | " | " | e | 1.110 | 110 | | 130 |
| | | 71 | | " | " | f-1/2 ^b | 1.135 | 110 | | 123 |
| Totale | | | | | | | 4.279 | 440 | | 496 386 |
| 11 | | 72 | | 9 | 62 60 | g-1/4 ^c | 1.100 | 110 | | 90 |
| | | 73 | | " | 62 60 | h-1/5 ^d | 950 | 110 | | 115 |
| | | 74 | | " | 60 | e | 1.000 | 110 | | 162 |
| | | 75 | | " | 60 | f-1/2 | 950 | 110 | | - |
| | | 76 | | 9 | 60 6 | g-1/3 ^d | 1.103 | 110 | | 111 |
| | | 77 | | 7 | 6 | e | 1.014 | 110 | | 152 |
| | | 78 | | 7 | 6 | f | 990 | 110 | | - |
| Totale | | | | | | | 7.107 | 770 | | 630 |

./.




| Comparto | | Costruz. | | ESTREMI CATASTALI | | | Superf. | | Superfic. | |
|----------|-----------|----------|-----------|-------------------|-------|------|---------|-------|-----------|-----------|
| N° | edificab. | N° | edificab. | Fg. | Mapp. | Sub. | Sup/mq. | mq. | edificab. | edificata |
| | | | | | | | | | | mq. |
| 12 | 79 | 7 | 6 | g | | | 985 | 110 | | 110 |
| | 80 | " | " | h | | | 1.290 | 110 | | 110 |
| | 81 | " | " | i | | | 1.250 | 110 | | 111 |
| | 82 | " | " | l | | | 1.140 | 110 | | 88 |
| | 83 | " | " | m | | | 1.150 | 110 | | - |
| | 84 | " | " | n | | | 1.630 | 110 | | 115 |
| | 85 | " | " | e | | | 1.567 | 110 | | 123 |
| | 86 | " | " | p | | | 1.030 | 110 | | 153 |
| | 87 | " | " | q | | | 1.060 | 110 | | 110 |
| Totale | 88 | " | " | r | | | 1.090 | 110 | | 110 |
| | 89 | " | " | s | | | 1.230 | 110 | | 100 |
| | | | | | | | 13.422 | 1.210 | 1432 | |


| | | | | | | | |
|--------|----|---|---|---|-------|-----|-----|
| 13 | 90 | 7 | 6 | t | 1.450 | 110 | 150 |
| | 91 | " | " | u | 1.480 | 110 | 60 |
| | 92 | " | " | v | 1.430 | 110 | 123 |
| | 93 | " | " | z | 1.290 | 110 | 110 |
| | | | | | 5.650 | 440 | 443 |
| | | | | | | | 333 |
| Totale | | | | | | | |

| | | | | | | | |
|--------|-----|---|---|----------------|-------|-------|-------|
| 14 | 94 | 7 | 6 | a | 2.032 | 110 | 207 |
| | 95 | " | " | a ^b | 1.580 | 110 | 165 |
| | 96 | " | " | a ^c | 1.510 | 110 | 117 |
| | 97 | " | " | a ^d | 1.400 | 110 | 180 |
| | 98 | " | " | a ^e | 1.320 | 110 | - |
| | 99 | " | " | a ^f | 1.075 | 110 | 180 |
| | 100 | " | " | a ^g | 1.900 | 110 | 190 |
| | 101 | " | " | a ^h | 1.873 | 110 | - |
| | 102 | " | " | a ⁱ | 1.140 | 110 | 110 |
| | 103 | " | " | a ^l | 1.000 | 110 | - |
| | | | | <hr/> | | | |
| | | | | 14.830 | 1.100 | 1.049 | 1.049 |
| Totale | | | | | | | |

| | | | | | | | |
|--------|--------|---|---|----------------|-------|-----|-------|
| 15 | 103bis | 7 | 6 | a ^m | 790 | 110 | - |
| | 104 | " | " | a ⁿ | 995 | 110 | 106 |
| | 105 | " | " | a ^o | 1.340 | 110 | 142 |
| | 106 | " | " | a ^p | 1.190 | 110 | 110 |
| | 107 | " | " | a ^q | 1.100 | 110 | - |
| | 108 | " | " | a ^r | 1.200 | 110 | 187 |
| | 109 | " | " | a ^s | 1.350 | 110 | 300 |
| | | | | | | | 842 |
| | | | | | | | 770 |
| Totale | | | | | | | 7.965 |



| Comparto | | Costruz. | | ESTREMI CATASTALI | | | Superf. | | Superfic. | |
|----------|-----------|----------|-----------|-------------------|-------|----------------|---------|-------|-----------|------------------------|
| N° | edificab. | N° | edificab. | Pg. | Mapp. | Sub. | Sup/mq. | mq. | edificab. | mq. |
| | | | | | | | | | | |
| 16 | | 110 | | 7 | 6 | a ^t | 1.265 | 110 | | 97 |
| | | 111 | | " | " | a ^u | 1.362 | 110 | | — |
| | | 112 | | " | " | a ^v | 1.715 | 110 | | 110 |
| | | 113 | | " | " | a ^z | 1.280 | 110 | | 87 |
| | | 114 | | " | " | b ^a | 1.138 | 110 | | 178 |
| | | 115 | | " | " | b ^b | 1.140 | 110 | | 110 |
| | | 116 | | " | " | b ^c | 1.140 | 110 | | 90 |
| | | 117 | | " | " | b ^d | 1.140 | 110 | | 132 |
| | | 118 | | " | " | b ^e | 1.140 | 110 | | 140 |
| | | 119 | | " | " | b ^f | 1.170 | 110 | | 112 |
| | | 119bis | | " | " | b ^g | 1.000 | 110 | | 110 |
| Totale | | | | | | | 13.481 | 1.100 | | 1753 946 |
| 17 | | 120 | | 7 | 6 | b ^h | 1.000 | 110 | | 110 |
| | | 121 | | " | " | b ⁱ | 1.000 | 110 | | 110 |
| Totale | | | | | | | 2.000 | 220 | | 220 |
| 18 | | 122 | | 7 | 6 | b ^l | 1.000 | 110 | | 134 |
| | | 123 | | " | " | b ^m | 1.000 | 110 | | 220 |
| | | 124 | | " | " | b ⁿ | 1.201 | 110 | | 130 |
| | | 125 | | " | " | b ^o | 1.000 | 110 | | 94 |
| | | 126 | | " | " | b ^p | 1.000 | 110 | | — |
| | | 127 | | " | " | b ^q | 1.000 | 110 | | 190 |
| | | 128 | | " | " | b ^r | 1.000 | 110 | | 116 |
| Totale | | | | | | | 7.201 | 770 | | 878 |
| 19 | | 129 | | 7 | 6 | b ^s | 1.080 | 110 | | 112 |
| | | 130 | | " | " | b ^t | 1.080 | 110 | | 132 |
| | | 131 | | " | " | b ^u | 1.000 | 110 | | 103 |
| | | 132 | | " | " | b ^v | 1.000 | 110 | | 93 |
| | | 133 | | " | " | b ^z | 1.000 | 110 | | — |
| Totale | | | | | | | 5.160 | 550 | | 440 |




/.

| Comparto | | Costruz. | | ESTREMI CATASTALI | | | Superf. | | Superfic. | |
|--------------|--------|--------------|---|---------------------|-------|------|---------|-----|---------------|---------------|
| edificab. No | | edificab. No | | Fg. | Mapp. | Sub. | Sup/mq. | mq. | edificab. mq. | edificata mq. |
| 20 | 134 | 7 | 6 | a | | | | | | |
| | | | 1 | b-1/2 | | | 1.000 | 110 | | 147 |
| | 135 | " | 6 | c ^b | | | | | | |
| | | | 1 | c-1/3 | | | 1.000 | 110 | | 224 |
| | 136 | " | 6 | c ^c | | | | | | |
| | | | 1 | d-1/4 | | | 1.000 | 110 | | 119 |
| | 137 | " | 6 | c ^d | | | | | | |
| | | | 1 | e-1/4 | | | 1.000 | 110 | | 146 |
| | 138 | " | 6 | c ^e | | | | | | |
| | | | 1 | f-1/6 | | | 1.000 | 110 | | 110 |
| | 139 | " | 6 | c ^f | | | | | | |
| | | | 1 | g-1/7 | | | 1.272 | 110 | | 112 |
| | 139bis | " | 6 | t | | | | | | |
| | | | 1 | l ^e | | | | | | |
| | | | | g ^l -1/8 | | | 975 | 110 | | 120 |
| Totale | | | | | | | 7.247 | 770 | | 918 |

| | | | | | | | | | | |
|--------|-----|---|---|----------------|--|--|-------|-----|--|-----|
| 22 | 70 | 7 | 6 | f ^l | | | 1.105 | 110 | | - |
| | 71 | " | " | f ^c | | | 1.075 | 110 | | - |
| | 72 | " | " | f ^a | | | 705 | 110 | | 110 |
| | 73 | " | " | v | | | 1.005 | 110 | | 110 |
| | 131 | " | " | f ^d | | | 1.105 | 110 | | - |
| | 132 | " | " | f ^b | | | 1.000 | 110 | | 110 |
| | 133 | " | " | e ^z | | | 805 | 110 | | 110 |
| Totale | | | | | | | 6.800 | 770 | | 442 |

| | | | | | | | | | | |
|--------|----|---|---|----------------|--|--|-------|-----|--|-----|
| 23 | 60 | 7 | 6 | f ^r | | | 1.050 | 110 | | 87 |
| | 61 | " | " | g ^q | | | 1.135 | 110 | | - |
| | 62 | " | " | g ^o | | | 1.125 | 110 | | - |
| | 63 | " | " | g ^m | | | 1.025 | 110 | | 110 |
| | 64 | " | " | g ^l | | | 930 | 110 | | 110 |
| | 65 | " | " | g ^s | | | 1.000 | 110 | | - |
| | 66 | " | " | g ^p | | | 1.180 | 110 | | 90 |
| | 67 | " | " | g ⁿ | | | 1.165 | 110 | | - |
| Totale | | | | | | | 8.610 | 880 | | 391 |

| | | | | | | | | | | |
|--------|----|---|---|----------------|--|--|-------|-----|--|-----|
| 24 | 57 | 7 | 6 | g ⁱ | | | 1.226 | 110 | | - |
| | 58 | " | " | g ^g | | | 1.075 | 110 | | 110 |
| | 59 | " | " | g ^h | | | 1.000 | 110 | | - |
| | 68 | " | " | f ^v | | | 1.090 | 110 | | - |
| | 69 | " | " | f ^u | | | 1.145 | 110 | | 110 |
| Totale | | | | | | | 5.536 | 550 | | 220 |



| ESTREMI CATASTALI | | | | Superf. | Superfic. |
|-------------------|----------|-----|-------|-----------|-----------|
| Comparto | Costruz. | Pg. | Mapp. | edificab. | edificata |
| N° | N° | | | mq. | mq. |
| 25 | 51 | 7 | 6 | 110 | 110 |
| | 52 | " | " | 110 | - |
| | 53 | " | " | 110 | 110 |
| | 54 | " | " | 110 | 110 |
| | 55 | " | " | 110 | - |
| | 56 | " | " | 110 | 110 |
| | 105 | " | " | 110 | - |
| | 106 | " | " | 110 | 110 |
| | 111 | " | " | 110 | 110 |
| | 112 | " | " | 110 | - |
| | 113 | " | " | 110 | 110 |
| | 114 | " | " | 110 | - |
| Totale | | | | 1.320 | 770 |

| | | | | | | | | | |
|--------|----|---|---|----------------|--------|-------|-----|-----|-----|
| 27 | 39 | 7 | 6 | i ^b | 830 | 110 | 110 | - | - |
| | 40 | " | " | i ^c | 850 | 110 | 110 | - | - |
| | 41 | " | " | i ^d | 860 | 110 | 110 | - | - |
| | 42 | " | " | i ^e | 825 | 110 | 110 | - | - |
| | 43 | " | " | h ^u | 935 | 110 | 110 | - | - |
| | 44 | " | " | h ^v | 910 | 110 | 110 | 110 | 110 |
| | 45 | " | " | h ^z | 850 | 110 | 110 | 110 | 110 |
| | 46 | " | " | i ^a | 715 | 110 | 110 | - | - |
| | 47 | " | " | h ^r | 1.045 | 110 | 110 | 110 | 110 |
| | 48 | " | " | h ^s | 1.240 | 110 | 110 | 110 | 110 |
| | 49 | " | " | h ^q | 1.165 | 110 | 110 | 110 | 110 |
| | 50 | " | " | h ^p | 1.120 | 110 | 110 | - | - |
| Totale | | | | | 11.345 | 1.320 | 550 | | |


| | | | | | | | | | |
|--------|----|---|----|----------------|-------|-----|-----|-----|-----|
| 30 | 36 | 9 | 70 | b ^o | 740 | 110 | 110 | 220 | 220 |
| | 37 | " | " | b ⁿ | 950 | 110 | 110 | - | - |
| | 38 | " | " | b ^l | 990 | 110 | 110 | - | - |
| | 39 | " | " | b ^m | 500 | 110 | 110 | - | - |
| Totale | | | | | 3.180 | 440 | 220 | | |




| Comparto | | Costrus. | | ESTREMI CATASTALI | | | Superf. | | Superfic. | |
|--------------|--------------|----------|-------|-------------------|---------|--------|---------------|---------------|-----------|--|
| edificab. N° | edificab. N° | Pg. | Mapp. | Sub. | Sup/mq. | mq. | edificab. mq. | edificata mq. | | |
| 31 | 23 | 9 | 70 | d ^h | 830 | 110 | 110 | 110 | | |
| | 24 | " | " | d ^g | 640 | 110 | 110 | 110 | | |
| | 25 | " | " | d ^e | 740 | 110 | 110 | 110 | | |
| | 26 | " | " | d ^f | 690 | 110 | 110 | - | | |
| | 27 | " | " | d ^d | 650 | 110 | 110 | - | | |
| | 28 | " | " | d ^c | 900 | 110 | 110 | 110 | | |
| | 29 | " | " | c ^z | 1.170 | 110 | 110 | 110 | | |
| | 30 | " | " | d ^a | 980 | 110 | 110 | 110 | | |
| | 31 | " | " | c ^t | 1.190 | 110 | 110 | - | | |
| | 32 | " | " | d ^b | 900 | 110 | 110 | - | | |
| | 33 | " | " | c ^s | 880 | 110 | 110 | 110 | | |
| | 34 | " | " | c ^r | 670 | 110 | 110 | 110 | | |
| | 35 | " | " | c ^q | 760 | 110 | 110 | - | | |
| | 103 | " | " | c ^v | 710 | 110 | 110 | 110 | | |
| | 104 | " | " | c ^u | 690 | 110 | 110 | 110 | | |
| Totale | | | | | 12.400 | 1.650. | 1100 | | | |

| | | | | | | | | | | |
|--------|----|---|----|----------------------|-------|-----|-----|-----|--|--|
| 32 | 20 | 9 | 69 | b ^c -1/14 | 880 | 110 | 110 | 110 | | |
| | 21 | " | " | b ^a -1/13 | 960 | 110 | 110 | 110 | | |
| | 22 | " | " | a ^z | 1.140 | 110 | 110 | - | | |
| | 89 | " | " | b ^b | 1.020 | 110 | 110 | - | | |
| | 90 | " | " | a ^v | 930 | 110 | 110 | - | | |
| | 91 | " | " | a ^t | 1.095 | 110 | 110 | 110 | | |
| | 92 | " | " | a ^r | 1.010 | 110 | 110 | - | | |
| | 93 | " | " | a ^u | 650 | 110 | 110 | 110 | | |
| | 94 | " | " | a ^s -1/11 | 790 | 110 | 110 | 110 | | |
| Totale | | | | | 8.475 | 990 | 550 | | | |

| | | | | | | | | | | |
|--------|-----|---|----|---------------------|-------|-----|-----|-----|--|--|
| 33 | 153 | 9 | 69 | a ^p h | 880 | 110 | 110 | 110 | | |
| | 155 | " | 70 | 1/14-c ^o | | 110 | 110 | - | | |
| | 157 | " | 69 | 1/8-c ^g | 950 | 110 | 110 | - | | |
| | 159 | " | 70 | a ⁿ | 1.165 | 110 | 110 | - | | |
| | | " | 70 | 1/7-c ^f | | 110 | 110 | - | | |
| | | " | 69 | a ^m | 1.060 | 110 | 110 | - | | |
| | | " | 70 | 1/6-c ^e | | 110 | 110 | - | | |
| Totale | | | | | 4.055 | 440 | 410 | | | |



| ESTREMI CATASTALI | | | | | | |
|-----------------------|-----------------------|-----|-------|--|---------|---|
| Comparto edificab. No | Costruz. edificab. No | Fg. | Mapp. | Sub. | Sup/mq. | Superf. edificab. mq. Superfic. edificata mq. |
| 35 | 143 | 9 | 69 | b ^d | 870 | 110 |
| | 144 | " | " | c ^t -b ^g | 825 | 110 |
| | 145 | " | " | b ^e | 795 | - |
| | 146 | " | " | b ^h | 964 | 110 |
| | 147 | " | " | b ^f | 1.012 | - |
| | 146bis | " | " | d ^g -c ^s | 1.200 | 110 |
| | 147bis | " | " | d ^e | 1.325 | - |
| Totale | | | | | 6.991 | 770 |
| | | | | | | 440 |
| 36 | 15 | 9 | 69 | b ^r | 830 | 110 |
| | 16 | " | " | b ^t | 1.005 | 110 |
| | 17 | " | " | b ^u | 760 | 110 |
| | 18 | " | " | b ^z | 1.160 | - |
| | 19 | " | " | c ^a | 780 | 110 |
| | 82 | " | " | b ^l | 800 | 110 |
| | 83 | " | " | b ^p -d ⁱ | 685 | - |
| | 84 | " | " | b ^m | 800 | - |
| | 85 | " | " | b ^q -d ^h | 875 | 110 |
| | 86 | " | " | b ⁿ | 970 | 110 |
| | 87 | " | " | b ^x -d ^d | 1.027 | 110 |
| | 88 | " | " | b ^o | 900 | 110 |
| Totale | | | | | 10.592 | 1.320 |
| | | | | | | 880 |
| 37 | 11 | 9 | 78 | b ^m | 590 | 110 |
| | 12 | " | " | b ⁱ | 875 | - |
| | 13 | " | " | b ^g | 950 | - |
| | 14 | " | " | b ^b | 940 | - |
| | 74 | " | " | b ^l | 660 | 110 |
| | 75 | " | " | b ^h | 910 | 110 |
| | 76 | " | " | b ^e | 935 | 110 |
| | 77 | " | " | b ^f | 790 | 110 |
| | 78 | " | " | b ^x -b ^d | 769 | 110 |
| | 79 | " | " | b ^a -b ^q | 832 | - |
| | 80 | " | " | a ^v -b ^p | 731 | 110 |
| | 81 | " | " | a ^t -b ^o -b ^u | 608 | 110 |
| | 134 | " | " | b ^c | 765 | 130 |
| | 135 | " | " | a ^z | 795 | 129 |
| | 136 | " | " | a ^u | 690 | 120 |
| | 137 | " | " | a ^s | 780 | - |
| Totale | | | | | 12.620 | 1.760 |
| | | | | | | 1254 |



| Comparto edificab. N° | Costruz. edificab. N° | ESTREMI CATASTALI | | | Sup/mq. | Superf. edificab. mq. | Superfic. edificata mq. |
|--------------------------|--------------------------|-------------------|-------|------|---------|-----------------------------|-------------------------------|
| | | Fg. | Mapp. | Sub. | | | |

• ZONE PER ALBERGHI E ATTREZZATURE TURISTICHE

| | | | | | | | |
|----|--------|---------|----------------------|------|--------|-------|-------|
| 21 | 7 | 1 6 | $g^m - \frac{1}{e}$ | 1/36 | 17.360 | 2.200 | - |
| 26 | 7 | 6 | h^t | | 3.230 | 500 | - |
| 28 | 7 9 | 6 60 | $\frac{1^m}{1/37-o}$ | | 14.140 | 1.900 | 1.900 |
| 29 | | | | | 3.410 | 600 | - |
| 34 | 9 | 69 | $b^i - c^r$ | | 3.024 | 410 | - |

Totale 41.164 5.610 1.900

TOTALI GENERALI 30.31.34 33.000 24.502

